

• MyPension manual •

myPENSION

This booklet covers:

How to Log in

...1

Basic navigation

...3

Log off

...4

Quick start – how to log in and find what you want

Logging in

- 1) Go to <https://mypension.wypf.org.uk/>
- 2) Click Sign in at the top of the page

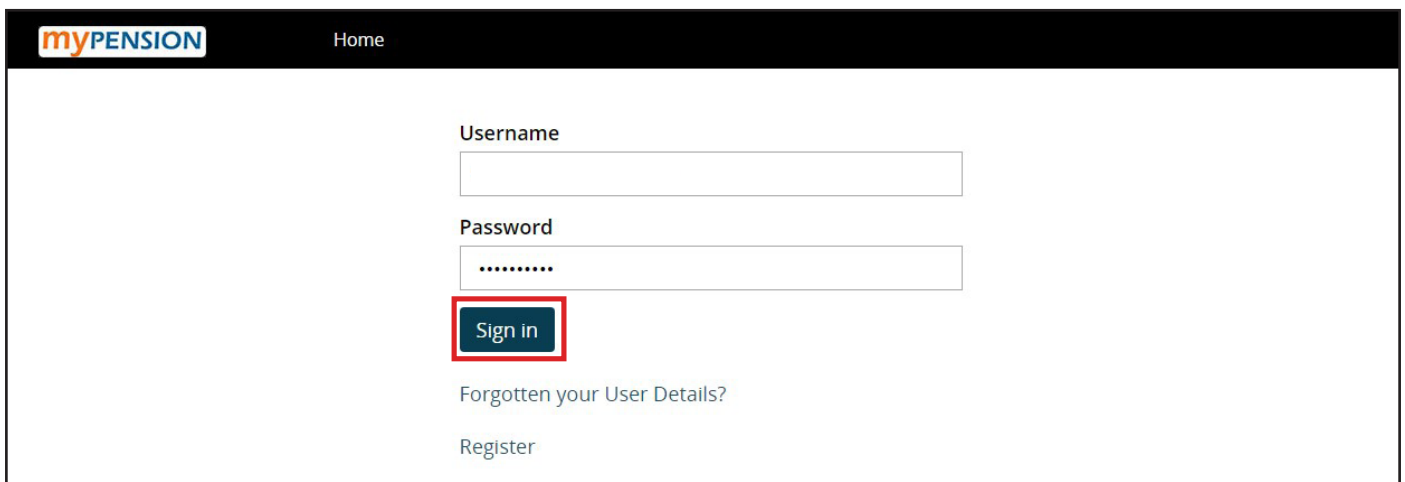
myPENSION Home Sign in

West Yorkshire Pension Fund Lincolnshire Pension Fund London Borough of Hounslow

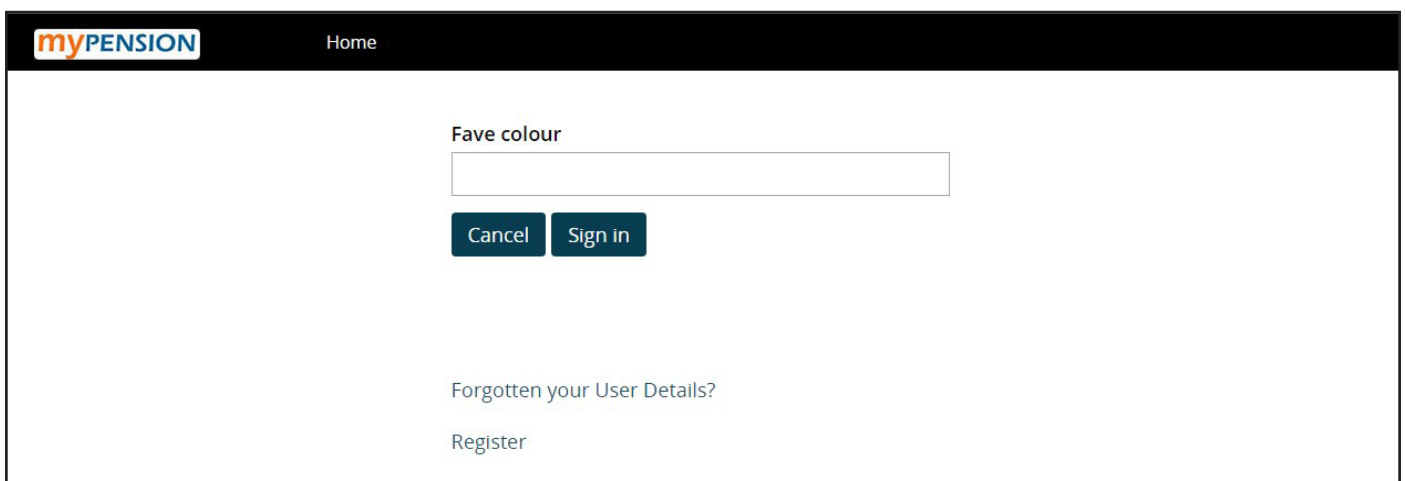
myPENSION

The myPENSION page is a great place to view and update the accounts you hold with us. You will need to [sign in](#) or [register](#) to interact with your accounts (subject to a simple verification).

- 3) Enter your username and password and click Sign in



- 4) If you have forgotten your username or password click Forgotten your user details and follow the prompts on the screen
- 5) You will now need to provide your memorable answer to the question you set when registering. Again, if you cannot remember your answer please use the **Forgotten your user details** link.

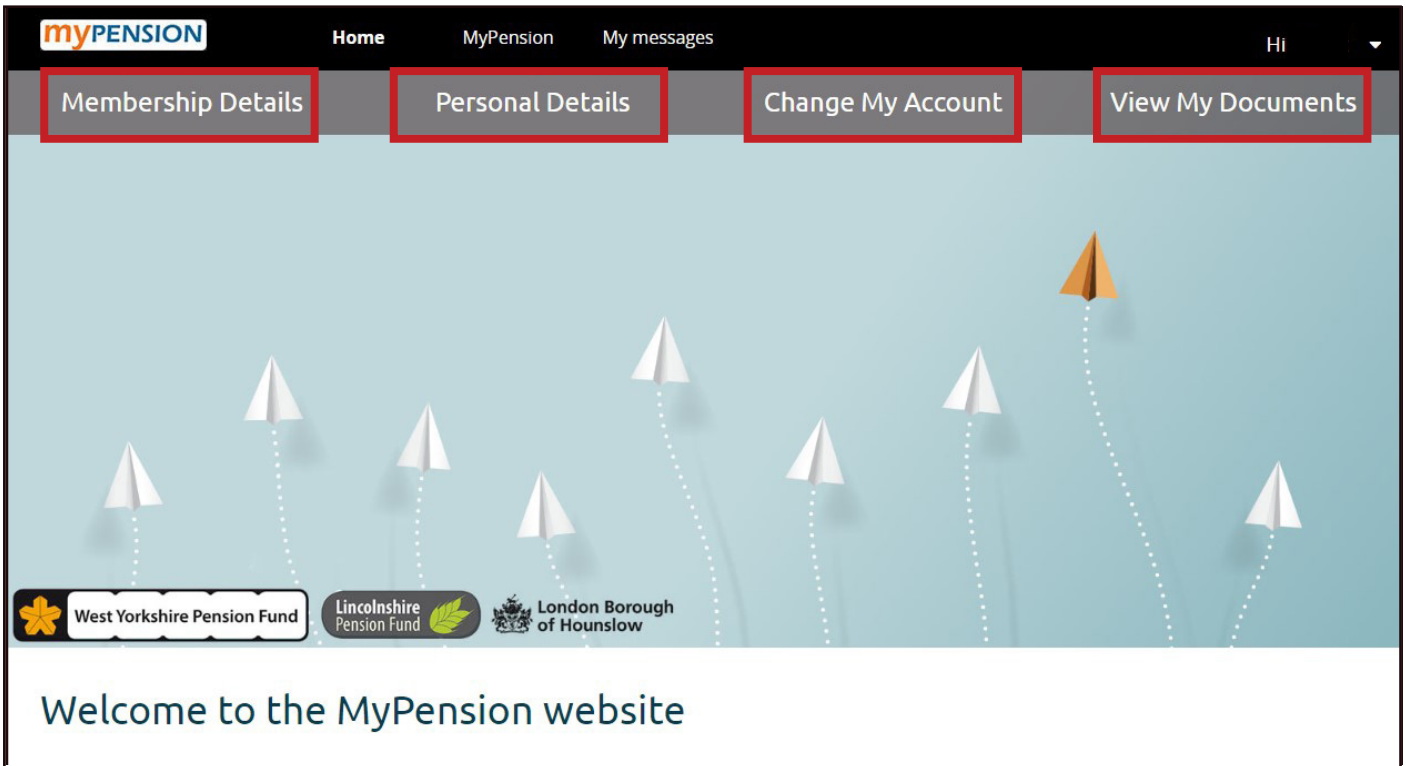


- 6) You should now be logged in to MyPension.

How to navigate MyPension

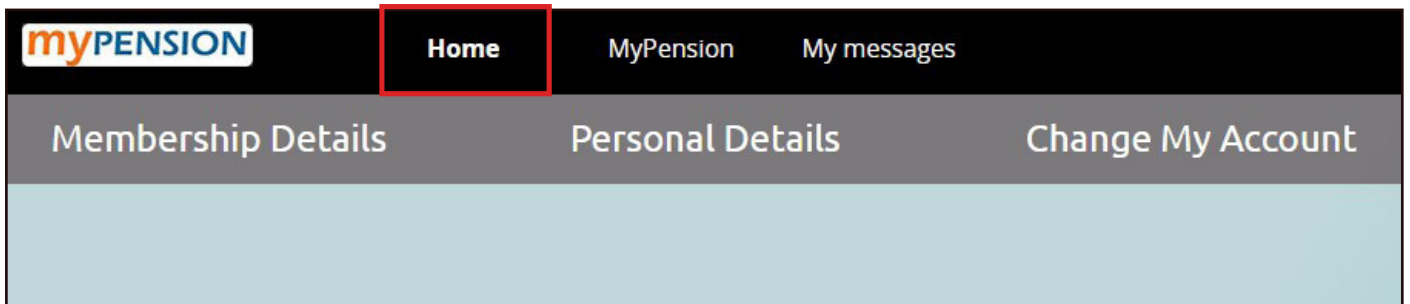
Below are a few basic instructions to help you navigate MyPension.

- 1) You can find all your information, update your record and view your documents from the four tabs at the top of the screen.



- 2) After clicking one of the tabs you will then be taken to the information in that area. This will then have a sub-menu on the right hand side which will let you look at specific information or perform specific tasks, such updating your nomination details.

- 3) To go back to the MyPension home screen simply click Home at the top of any screen.



Logging off

- 4) To log off, click on your name in the top right corner of any screen and click Log off.